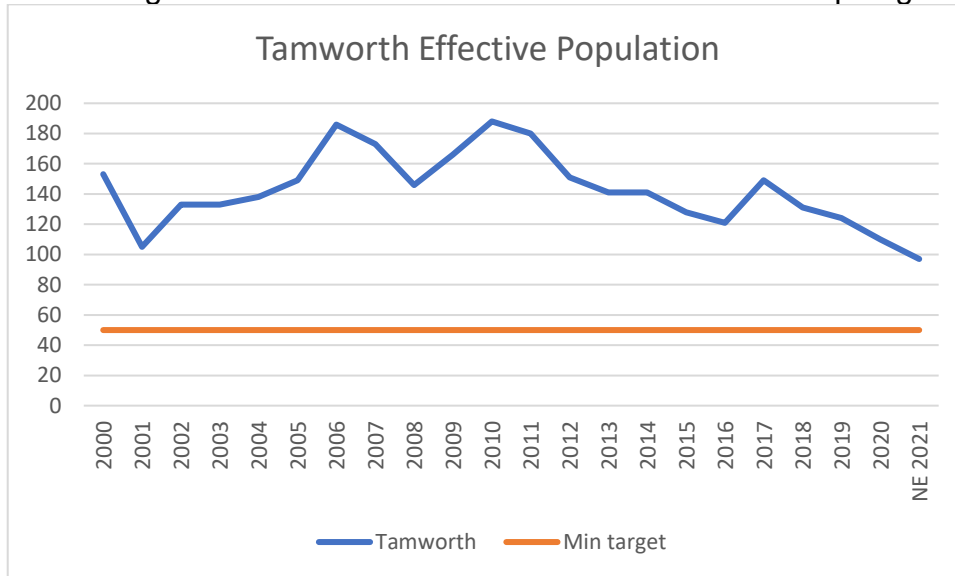


Our original conservation target was to ensure that we had at least 5 sows or boars in each line and that each line was represented in at least 5 herds. The Tamworth breed has met this target in 2021.

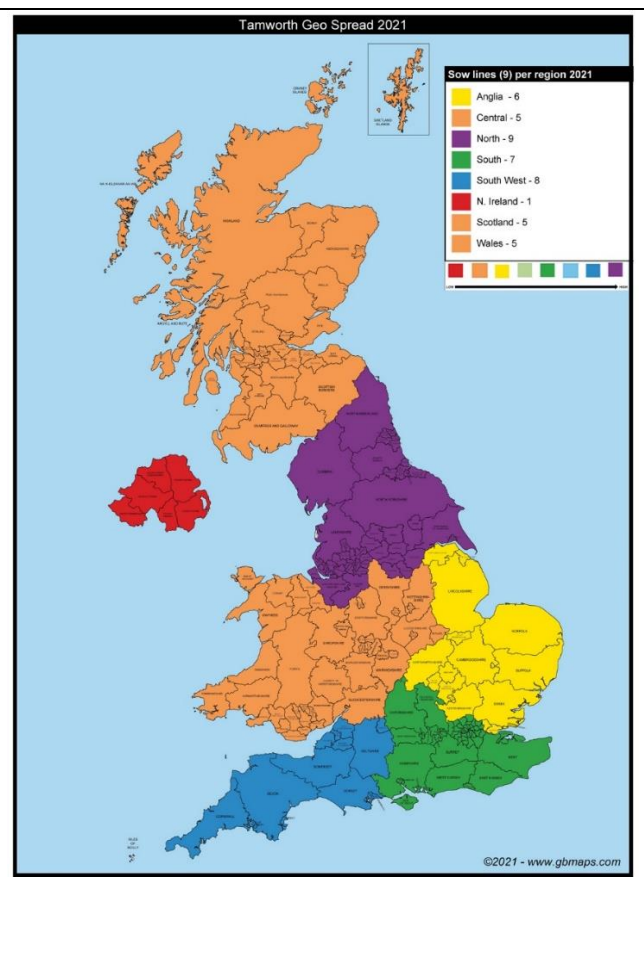
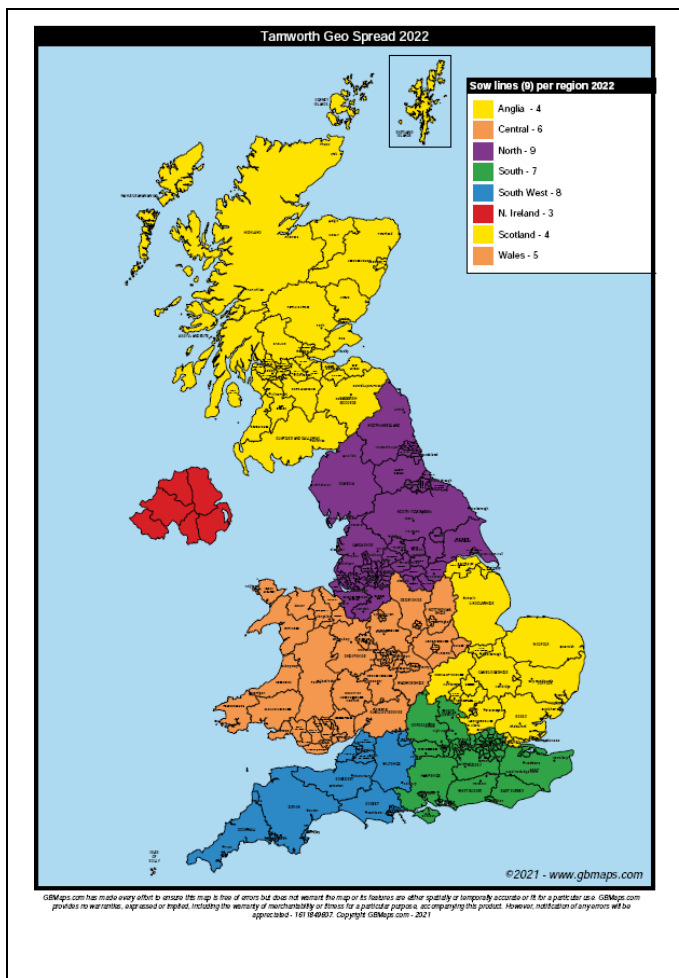
Members keeping this line					Line Name	Total Sows				
2021	2020	2019	2018	2004		2021	2020	2019	2018	2004
12	14	16	17	7	Golden Rose	14	18	26	29	15
22	29	28	37	13	Jacqueline	48	67	81	78	26
9	13	9	16	20	Lucky Lass	17	26	20	30	36
14	17	15	12	14	Maple	26	32	33	23	30
25	30	32	29	12	Melody	43	53	57	51	22
19	18	22	22	10	Princess	40	47	52	57	7
5	7	6	7	5	Rita	7	13	8	11	14
8	8	6	6	9	Roseleaf	14	13	11	10	17
13	14	16	17	12	Ruby	30	35	35	41	9
					Total	239	304	323	330	176
Percentage of sows with purebred litters						67%	64%	58%	61%	

Members keeping this line					Line Name	Registered Boars				
2021	2020	2019	2018	2004		2021	2020	2019	2018	2004
9	5	7	11	5	Dream Boy	9	5	7	15	5
5	3	4	10	5	Glen	5	3	4	10	6
7	11	9	9	5	Golden Ball	8	13	14	10	2
6	8	9	9	7	Golden Ranger	6	8	10	9	9
4	11	11	11	10	Jasper	4	11	12	13	16
8	12	8	6		Ranger	8	13	9	10	
12	16	15	15	8	Royal Standard	13	20	21	17	6
8	10	14	15	4	Yorkshireman	8	11	14	16	5
					Total	61	84	91	100	49
Members keeping registered pigs						78	89	91	102	

Effective population (N_e) size is a measure of the genetic health of the breed. It is calculated as part of the National Inventory of Farm Animal Genetic Resources maintained by Defra based on the annual bloodline survey figures for the UK that we supply. Our 2021 figures will be added in May this year when the inventory is updated. The effective population size of all our native breeds is used in an index as part of the UK monitoring of biodiversity as part of our commitments under the Convention on Biodiversity to which the UK is a signatory. The effective population size is linked to the actual population but there are ways in which we manage this even when sow numbers are falling and this will be our challenge whenever we are faced with difficult times for pedigree breeders.



These maps use a sliding rainbow scale from red to purple. The colours do not represent specific values as the range of lines between breeds is very wide. What they do show for each breed is where the breed is strongest in terms of lines and where it is weakest



GBMaps.com has made every effort to ensure the map is free of errors but does not warrant the map or its features are either spatially or temporally accurate or fit for a particular use or GBMaps.com provides no warranties, expressed or implied, including the warranty of merchantability or fitness for a particular purpose, and accepting this product. However, notification of any errors will be appreciated - 161 884807, copyright GBMaps.com - 2021



BPA Conservation Breeding Plan 2022

Tamworth Effective Population and Geographical Distribution



These tables show in more detail the progress being made to establish all the lines in as many regions as possible.

	Golden Rose	Jacqueline	Lucky Lass	Maple	Melody	Princess	Rita	Roseleaf	Ruby	Total sows / region	2021 Sow lines / region	2020 Sow lines / region	2019 Sow lines / region
Anglia	1	2	4	0	2	0	0	0	0	9	4	6	6
Central	5	4	0	5	10	2	1	0	0	27	6	5	7
North	5	5	4	14	6	16	3	4	12	69	9	9	9
South	2	11	3	1	7	2	0	2	0	28	7	7	6
South West	1	12	6	3	1	14	0	4	9	50	8	8	8
N. Ireland	0	2	0	0	1	1	0	0	0	4	3	1	1
Scotland	0	0	0	0	1	5	0	1	9	16	4	5	4
Wales	0	12	0	3	15	0	3	3	0	36	5	5	5
2021 Regions with this line	5	7	4	5	8	6	3	5	3	239			
2020 Regions with this line	5	7	4	6	7	5	3	6	3				
2019 Regions with this line	5	7	4	5	7	6	3	4	5				

	Dream Boy	Glen	Golden Ball	Golden Ranger	Jasper	Ranger	Royal Standard	Yorkshireman	Total Boars / region	2021 Boar lines / region	2020 Boar lines / region	2019 Boar lines / region	2021 Breeders /Region	2020 Breeders /Region	2019 Breeders /Region
Anglia	1	1	1	0	0	0	1	0	4	4	5	3	6	9	10
Central	1	0	1	0	1	2	3	0	8	5	4	6	12	11	11
North	2	2	2	0	1	1	1	6	15	7	7	7	20	21	19
South	0	0	2	1	0	2	4	0	9	4	5	5	12	13	13
South West	3	1	1	2	0	1	2	0	10	6	6	6	8	7	8
N. Ireland	0	0	0	0	0	1	0	0	1	1	2	1	4	2	2
Scotland	0	0	0	2	1	0	0	0	3	2	2	3	6	7	9
Wales	2	1	1	1	1	1	2	2	11	8	6	5	10	13	12
2021 Regions with this line	5	4	6	4	4	6	6	2	61						
2020 Regions with this line	3	1	7	4	6	6	6	4							
2019 Regions with this line	4	2	4	4	6	5	5	6							

We now have the full complement of 10 boars in the genebank.

HB Reg No	Name	DOB	Ear No	Mean 2
EXE/10	Greenan Glen 2	03/11/2000	EXE/10	0.0163
MBW/1	Ballywilliam Jasper	07/12/2002	MBW/1	0.035
R000457TW	Elgany Ranger 107	07/03/2005	FES/107	0.0235
R000560TW	Stonemoor Royal Standard 6	26/02/2005	HCE/395	0.0156
R001611TW	Rosser Dream Boy 02	29/07/2009	HZX/02	0.0173
R002444TW	Ramsisland Yorkshireman 37	29/06/2011	BFZ/37	0.03
R003233TW	Beechwood Golden Ball 5	26/05/2014	MLF/546	0.0131
R003786TW	Croxteth Golden Ranger	28/02/2017	MCZ/101	0.0148
R004204TW	Shankend Jasper 4	01/12/2017	RKW/58	0.0159
R004407TW	Fairybank Ranger 13	28/10/2019	YKN/525	0.0085
Inbreeding Coefficient of the Tamworth Genebank				0.0190

Mean Inbreeding for the UK Tamworth Population:
2021 0.04653, 2020: 0.0505, 2019: 0.0500

Tamworth Objectives for 2021

- Arrest the decline of the Golden Rose line and try to have better balance amongst the sow lines.
 - *Although sow numbers declined overall and several breeders were lost, only the Rita numbers continued to be lower than 10, and a more even spread among the other lines was achieved.*
- Encourage the movement of the Ruby line to the South and the Rita to South and South West.
 - *It proved difficult to get Ruby and Rita gilts into the South, partly due to the small number of breeders in that area.*
- Continue the programme to save the Dream Boy and Glen lines.
 - *Dream Boy and Glen lines increased in number and are slightly more secure.*

Tamworth Conservation targets for 2022

- To work to ensure Glen, Jasper and Golden Ranger lines are increased.
- To distribute the Yorkshireman line to 3 additional regions.
- Work to steadily increase the Rita female line both improving quality, number and distribution